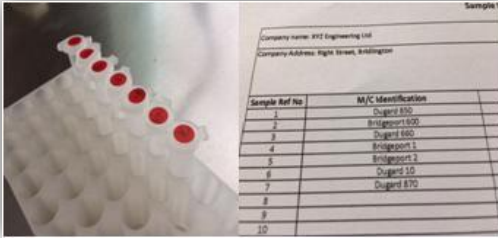




TEST TOOL BOX

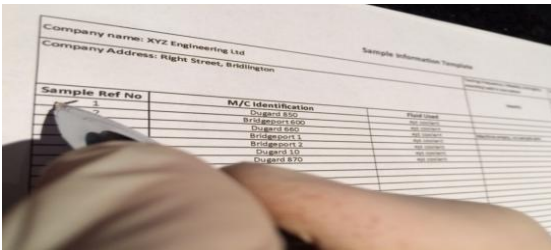
Sampling Instructions



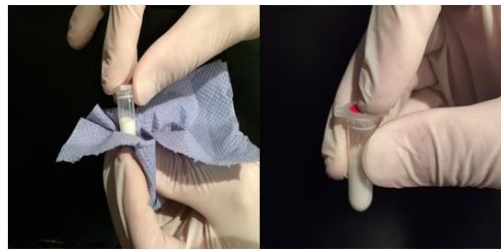
1. Label the snap lock containers making sure they are cross referenced to the Machine reference sheet



2. Sample the fluid and add to the appropriate sample container, making sure it is three quarters full.



3. Tick off each sample taken on the machine reference sheet



4. Make sure that each sample container is dry and the snap lock lid is secure



5. Place the samples into the inner plastic postage bag



7. Simply post the samples to DN-Micro



Unit 315, Tanners Business Centre
Waterside Mill, Chew Valley Road
Greenfield, Oldham, OL3 7NH

T: 01457 877722

E: info@dn-micro.net

W: www.dn-micro.net